

**DS-3E0103DP-E/R**  
**100 Mbps PoE Repeater**

DS-3E0103DP-E/R provides one 10/100 Mbps PoE IN port and two 10/100 Mbps PoE OUT ports, with up to 30 W output power for a single port and up to 30 W output power for the whole device. Capable of intelligently identifying powered devices, DS-3E0103DP-E/R is plug and play, and simple in use. It is an ideal choice for setting up cost-effective PoE networks in hotels, campuses, factory dormitories, as well as small- and medium-sized enterprises.

- 1 × 10/100 Mbps PoE IN port and 2 × 10/100 Mbps PoE OUT port
- Compliant with IEEE 802.3af/at standard
- Up to 30 W PoE output power for the whole device
- PoE extension for longer transmission and power supply distance
- Plug and play, requiring no configuration
- Desktop installation

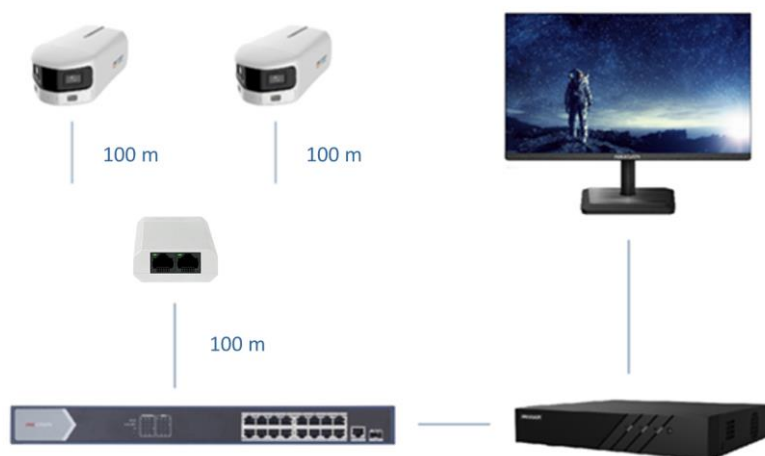
## ▪ Specification

General	
Shell	Plastic material, fan-free design
Net Weight	0.046 kg (0.101 lb)
Dimensions (W × H × D)	79.0 mm × 22.0 mm × 53.0 mm (3.11" × 0.87" × 2.09")
Operating Temperature	0 °C to 40 °C (32 °F to 104 °F)
Storage Temperature	-40 °C to 85 °C (-40 °F to 185 °F)
Operating Humidity	5% to 95% (no condensation)
Relative Humidity	5% to 95% (no condensation)
Max. Power Consumption	1.2 W
Power Consumption in Idle	≤ 0.92 W
Installation Mode	Desk-Mounted
Surge Protection	2 kV
Network Parameters	
Ports	1 × 10/100 Mbps PoE IN port and 2 × 10/100 Mbps PoE OUT port
MAC Address Table	2 K
Switching Capacity	0.6 Gbps
Packet Forwarding Rate	0.45 Mpps
Internal Cache	0.77 Mbits
PoE Power Supply	
PoE Standard	IEEE 802.3af, IEEE 802.3at
PoE Port	PoE: Ports 1 to 3
Max. Port Power	30 W
PoE Power Budget	30 W
Approval	
EMC	CE-EMC (EN 55032: 2015+A11: 2020, EN IEC 61000-3-2: 2019, EN 61000-3-3: 2013+A1: 2019, EN 50130-4: 2011+A1: 2014, EN 55035: 2017+A11: 2020)
Safety	UL (UL 62368-1); CB (IEC 62368-1:2014); CE-LVD (EN 62368-1:2014+A11:2029)
Chemistry	CE-RoHS (2011/65/EU); WEEE (2012/19/EU); Reach (Regulation (EC) No 1907/2018)

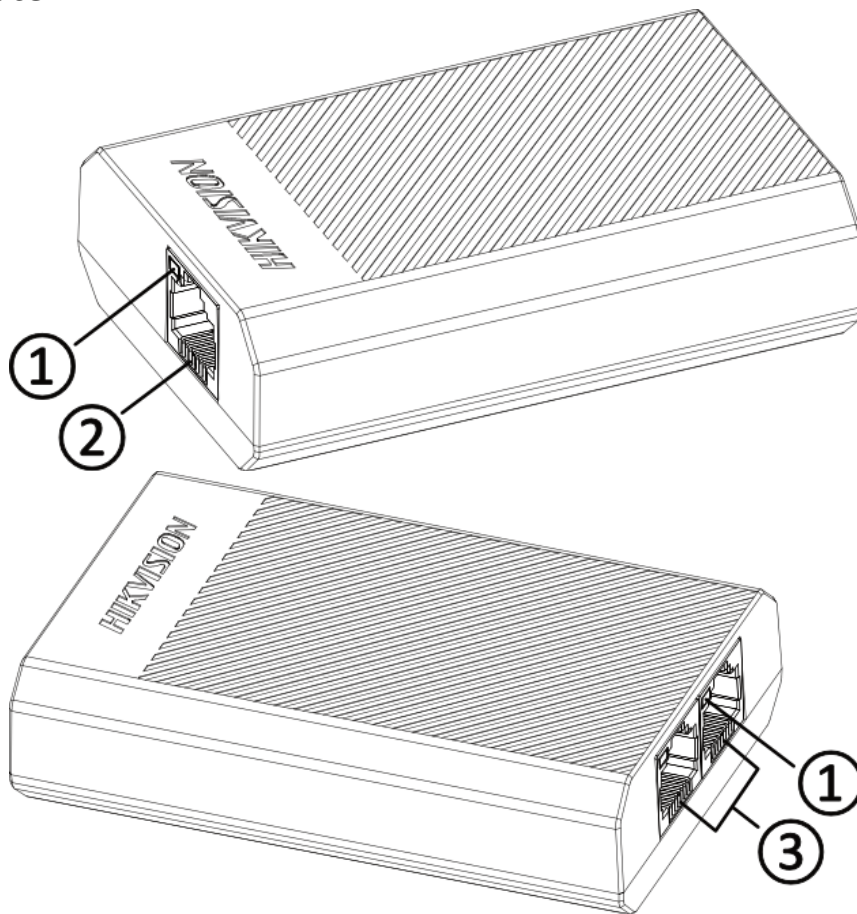
## ▪ Available Model

DS-3E0103DP-E/R

▪ Typical Application

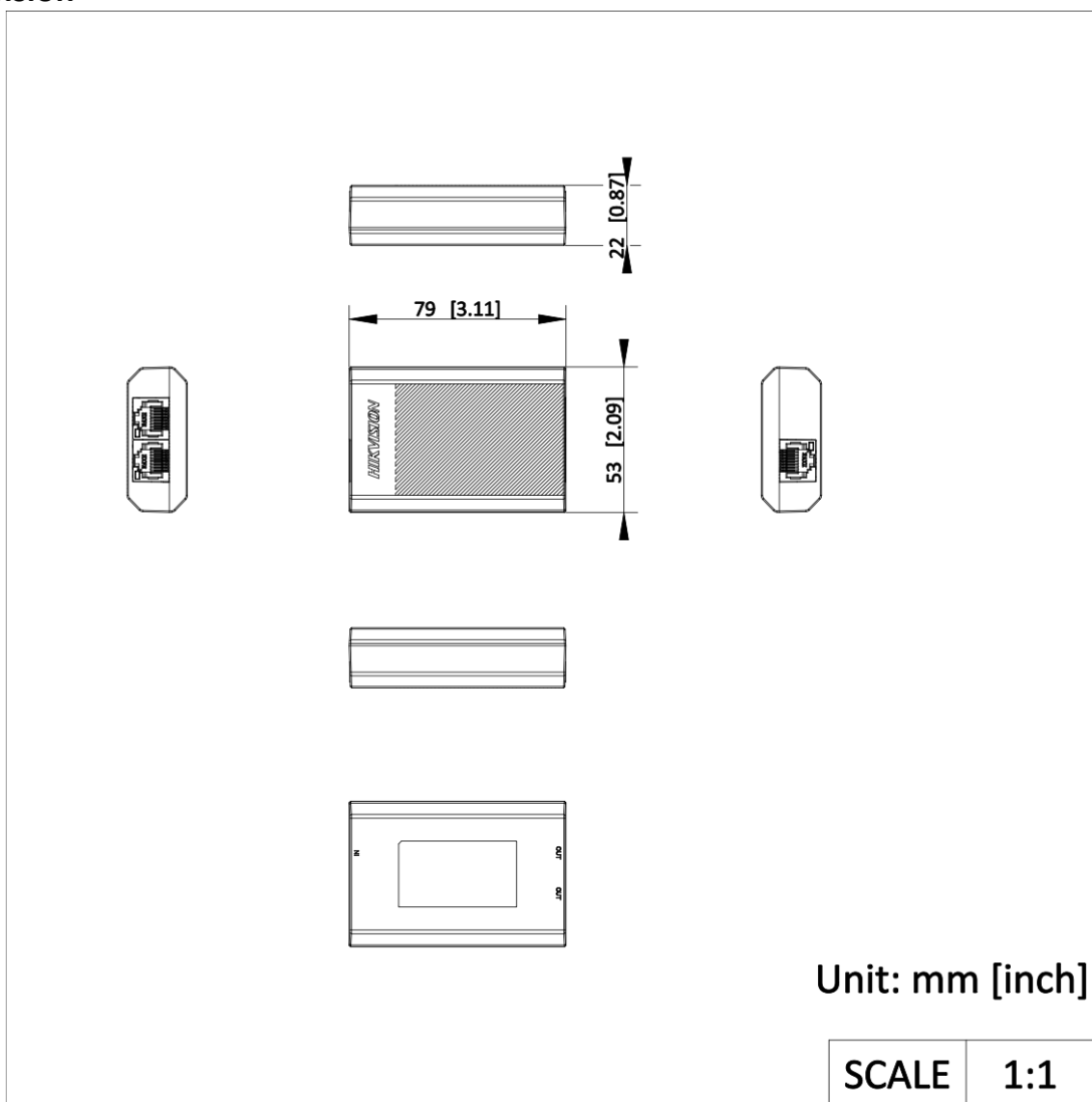


▪ **Physical Interface**



No.	Indicator/Port	Description
①	LINK/ACT Indicator	<ul style="list-style-type: none"> <li>● Solid on: The port is connected.</li> <li>● Flashing: The port is transmitting data.</li> <li>● Unlit: The port is disconnected or connection is abnormal.</li> </ul>
②	PoE IN Port	10/100 Mbps PoE IN port, used for connection to a PSE (such as a PoE switch) that meets the PoE repeater's power supply standards.
③	PoE OUT Port	10/100 Mbps PoE OUT port, used for connection to an IPC, switch, or PoE repeater, extending the network transmission distance.

▪ **Dimension**



**Headquarters**

No.555 Qianmo Road, Binjiang District,  
Hangzhou 310051, China  
T +86-571-8807-5998  
www.hikvision.com



Follow us on social media to get the latest product and solution information.

