

PREVIDIA | MICRO

Conventional control panels for fire detection, gas detection and fire extinction management

The Previdia Micro control panels combine the functions of the control panels in the Previdia series with conventional ease of use.

These control panels manage 4 detection zones (fire or gas detection with relay or 4-20 mA), four T-function terminal (fire detection, gas detection, input function or low-power output) and three I/O terminals (fire detection, input or high-power output); moreover, they are expandable via boards.

The system can be easily configured from the front panel or via the Previdia/STUDIO configuration software which easily manages all the available functions (logical equations, evacuation matrix, timers, actions, remote communicators, etc.) and can be managed via the Inim Cloud platform and the Inim Fire application.

Connected to the Hortnet+ network with the other Previdia control panels, they can act as satellite control panels for Previdia networks thanks to advanced functions for gas management and the extinguishing channel (in "E" models).



MAIN FEATURES

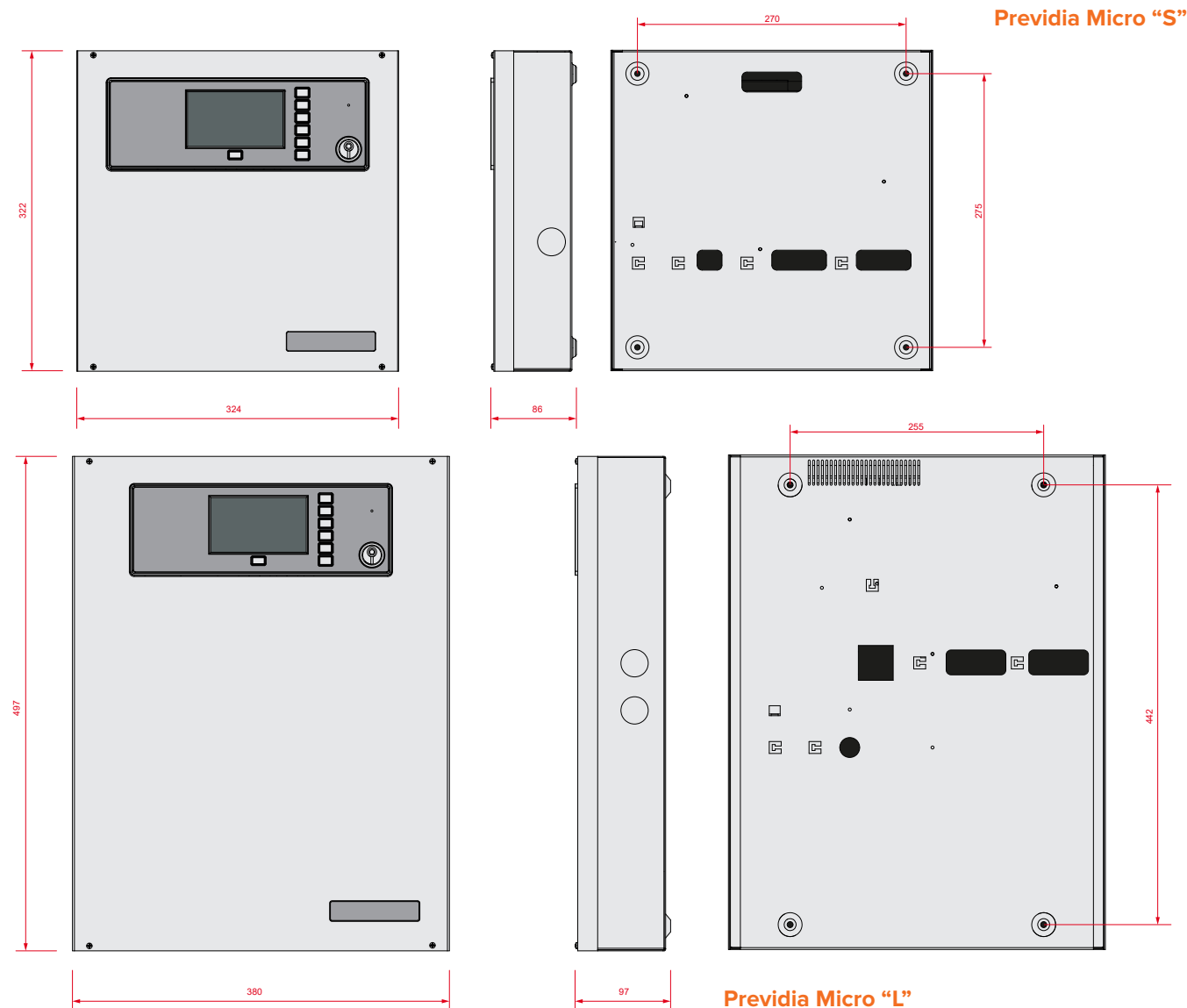
- Conventional control panels for fire detection, gas detection and fire extinction management
- 4.3" 65,000 colour touchscreen graphic display, customizable with images, icons indicating the status of the various elements, text and function buttons
- "S" version (small): 4 zones (+ 6 zones for call points) expandable to 20 (+18 zones for call points)
- "L" version (large): 4 zones (+ 6 zones for call points) expandable to 36 (+30 zones for call points)
- Gas extinguishing: management of a gas-extinguishing channel (depending on the model) certified EN12094-1
- Gas management: capable of managing up to 24 (40 in the L version) detectors with 4-20 mA interface.
- High and low power output: capable of managing up to 5 (7 for the "S" version) high-power outputs and 18 (32 for the "L" version) low-power outputs (100 mA max.)
- Advanced functions of general synoptic visualization
- 1.5 A or 4 A power-supply with integrated battery charger
- Connection to Inim Cloud through the on-board Ethernet port
- Intelligent: zones and terminals fully configurable
- 1000 output groups for activation logics
- 64 logical equations
- 32 timers
- Easily programmable: from the front plate or via the Previdia/STUDIO configuration software available on the Inim website
- Certified:
 - EN54-2: Control panel and signalling devices
 - EN54-4: Power supply units
 - EN54-21: Alarm transmission and remote fault signalling and warning equipment
 - EN12094-1: Gas extinguishing system components. Automatic electrical command and shutdown and delay management devices

TECHNICAL SPECIFICATIONS

	"S" version	"L" version
Power supply voltage	230 V [~] (-15% / +10%) 50/60 Hz	
Maximum current draw 230V	0.5 A	1 A
Nominal output voltage:	27.6 V	
Maximum output current	1,5 A	4 A
Battery specifications	2 x 12 V, 7 Ah	2 x 12 V, 17 Ah
Operating temperature	-5° ... 40° C	
Enclosure protection grade	IP30	
Version dimensions	322 x 324 x 86 mm	497 x 380 x 97 mm
Weight	3.3 Kg	6.1 Kg

Previdia Micro

DIMENSIONS




ACCESSORIES

The "S" version control panels (small cabinet) provide housing for 2 add-on modules (choice of Previdia-M-EXP, Previdia-C-DIAL, Previdia-C-COM and PREVIDIA-C-COM-LAN). The "L" version control panels (large cabinet) provide housing for a maximum of 4 modules.

PREVIDIA-M-EXP

ZONE EXPANSION MODULE



These add to the control panel 8 "L" type terminals configurable as the same number of detection zones (Fire or Gas), 6 "T" type terminals configurable as low-power output, function input or fire detection zone for alarm call points only and an "I/O" terminal configurable as high-power output, function input or fire detection zone for alarm call points only.

TECHNICAL SPECIFICATIONS

Power supply voltage:	19 / 30 V
Stand-by current draw:	40 mA
Operating temperature:	-5° ... +40° C
Terminals L:	8
Terminals T:	6
I/O terminals:	1

PREVIDIA-C-DIAL

REMOTE COMMUNICATOR MODULE




Manages remote communications via wired telephone lines and 3G GSM networks. Capable of managing voice calls, recording up to 100 voice messages, SMS with automatic text generation and digital calls using the most widely used protocols.

TECHNICAL SPECIFICATIONS

Power supply voltage	19 / 30 V
Stand-by current draw	40 mA
Maximum current draw	140 mA
Band frequency	2G: 850/900, 1800/1900 MHz 3G: 800/850/900, 1900/2100 MHz
RF output power	2W, 1W
Operating temperature	-5° ... +40° C

PREVIDIA-C-COM / PREVIDIA-C-COM-LAN

SERIAL COMMUNICATIONS MANAGEMENT MODULE



PREVIDIA-C-COM provides two RS232 ports and two RS485 ports for the connection of remote communicators, using the protocols available in the table.

COMMUNICATION PROTOCOL	RS232	RS485
ESPA444	✓	Protocol for interfacing with control panels to pagers, third-party remote communicators
PASO		✓ Protocol for interfacing between the control panel and the Voice EVAC-system
WEB WAY ONE	✓	Protocol for interfacing with WEB-WAY-ONE remote communicators
SMART-485-IN		✓ Communication protocol with the Inim SMART-485-IN module which allows connection to the standard interface panels required in some countries
LOG ON SERIAL – ASCII PRINTER	✓	Sends events to the port in real time in ASCII format (to a printer or receiving devices)
LOG ON SERIAL – SMART LOOP FORMAT	✓	Sends events to the port in real time in the format used by SmartLoop series control panels
LOG ON SERIAL – PLUS II PRINTER FORMAT	✓	It sends events to the port in real time in compatible format for Custom PLUSII printers
LOG ON SERIAL - WITHOUT CONTROLS	✓	Sends events to the port in real time in ASCII format without any control for the printers

PREVIDIA-C-COM-LAN provides, in addition, a socket for connection to the Ethernet network for advanced TCP-IP functions such as sending e-mails, an interactive Web page with graphic maps, video verification via connection to IP cameras with ONVIF protocol, BACnet protocol (subject to PRE-BACLIC) and interfacing with TUTONDO EVAC systems (via TCP-IP).

TECHNICAL SPECIFICATIONS

Power supply voltage	19 / 30 V
Current draw	40 mA
RS485 maximum current draw	200 mA
SD card capacity	32 GB (PREVIDIA-C-COM LAN only)
Operating temperature	-5° ... +40° C

ACCESSORIES

PREVIDIA-C-REP / PREVIDIA-C-REPE

REMOTE CONTROL KEYPAD (REPEATER)



PREVIDIA-C-REP with customizable 4.3" touchscreen LCD, buttons for basic functions and status LEDs. Connects to the HORNET+ network (dual RS485 connection) or via ETHERNET TCP-IP network. It provides detailed information about the entire network. Internal buzzer. Level 2 via key or code.

PREVIDIA-C-REPE provides, in addition, indication relating to the extinguishing channel.

TECHNICAL SPECIFICATIONS

Power supply voltage:	19 / 30 V
Stand-by current draw:	110 mA
Current draw during mains failure:	80 mA
Maximum current draw:	130 mA
Operating temperature:	-5° ... +40° C
Weight	330 g

ORDER CODES

PREVIDIA-MSG	Conventional control panel for fire detection, 4 zones expandable to 20, 1.5 A power-supply and 7 Ah batteries, grey colour
PREVIDIA-MSR	Conventional control panel for fire detection, 4 zones expandable to 20, 1.5 A power-supply and 7 Ah batteries, red colour
PREVIDIA-MLG	Conventional control panel for fire detection, 4 zones expandable to 36, 4 A power-supply and 17 Ah batteries, grey colour
PREVIDIA-MLR	Conventional control panel for fire detection, 4 zones expandable to 36, 4 A power-supply and 17 Ah batteries, red colour
PREVIDIA-MSZG	Conventional control panel for fire detection, 4 zones expandable to 20, 1.5 A power-supply and 7 Ah batteries, signaller with 30 LEDs, grey colour
PREVIDIA-MSZR	Conventional control panel for fire detection, 4 zones expandable to 20, 1.5 A power-supply and 7 Ah batteries, signaller with 30 LEDs, red colour
PREVIDIA-MLZG	Conventional control panel for fire detection, 4 zones expandable to 36, 4 A power-supply and 17 Ah batteries, signaller with 30 LEDs, grey colour
PREVIDIA-MLZR	Conventional control panel for fire detection, 4 zones expandable to 36, 4 A power-supply and 17 Ah batteries, signaller with 30 LEDs, red colour
PREVIDIA-MSEZG	Conventional control panel for fire detection, 4 zones expandable to 20, 1.5 A power-supply and 7 Ah batteries, indicator with 30 LEDs, management of gas extinction channel, grey colour
PREVIDIA-MSEZR	Conventional control panel for fire detection, 4 zones expandable to 20, 1.5 A power-supply and 7 Ah batteries, indicator with 30 LEDs, management of gas extinction channel, red colour
PREVIDIA-MLEZG	Conventional control panel for fire detection, 4 zones expandable to 36, 4 A power-supply and 17 Ah batteries, indicator with 30 LEDs, management of gas extinction channel, grey colour
PREVIDIA-MLEZR	Conventional control panel for fire detection, 4 zones expandable to 36, 4 A power-supply and 17 Ah batteries, indicator with 30 LEDs, management of gas extinction channel, red colour
PREVIDIA-M-EXP	8 zones expansion module
PREVIDIA-C-DIAL	Remote communicator module
PREVIDIA-C-COM	Serial communications management module
PREVIDIA-C-COM-LAN	Serial communications management module and advanced TCP-IP functions
PREVIDIA-C-REP	Remote control keypad (repeater)
PREVIDIA-C-REPW	Remote control keypad (repeater). Enclosure in white plastic
PREVIDIA-C-REPR	Remote control keypad (repeater). Enclosure in red plastic
PREVIDIA-C-REPE	Remote control keypad (repeater) with indications relative to an extinguishing channel
PREVIDIA-C-REPEW	Remote control keypad (repeater) with indications relative to an extinguishing channel. Enclosure in white plastic
PREVIDIA-C-REPER	Remote control keypad (repeater) with indications relative to an extinguishing channel. Enclosure red in plastic